

AS301 Automatic Spreader Control



- ❑ **Manual or Automatic**
... selectable control with ground speed modulation
- ❑ **Compact design**
... installs easily into a dash or console
- ❑ **Field programmable**
... calibration settings are quickly made directly from the front panel
- ❑ **Back lighted panel**
... with easy to use rotary pushbuttons

The AS301 is a recent advancement in automatic spreader control technology. This small pattern design fits into consoles, overhead clusters, arm wrests, dash panels and easily accommodates today's smaller cab requirements. The AS301 provides both manual and automatic control with true pounds per mile regulation based on vehicle ground speed. The AS301 provides current controlled PWM electronic valve drive for a conveyor (auger) a spinner and a pre-wet liquid enable. The AS301 can operate with today's popular electro-proportional mobile valves.

The AS301 incorporates a fresh new approach for the user interface. A backlite color coded panel with two rotary pushbuttons and two digital displays provide the six primary spreader functions; Rate, Width, Blast, Pass, Unload and Product/gate selection. The built-in program monitor allows the installer to set up and calibrate the system with single pass code for protection and no other tools required.

AS301 Spreader Features

- Nine programmable Feed Rates, calibrated in true pounds per mile
- Nine programmable Spinner speeds with zero MPH shut on/off
- Pre-wet output used to enable an auxiliary pre-wet system.
- Four granular products can be calibrated and user selected from the front panel
- Auto or Manual operation including manual lockout
- Blast with 30 second adjustable off delay timer with instant off, based on flow, rate or distance
- Unload material while the vehicle is moving up to 5 mph, spinner speed user optional
- Pass mode for instant on/off control
- User selectable four product types or four gate settings, mix and match
- Remote functions; Blast, Pass, Power, run/stop, two speed axle, stall pressure switch, float switch
- Universal mounting, three piece U-bracket; accommodates under, over or from behind
- Small pattern layout; 5" wide 3" high, 3" deep

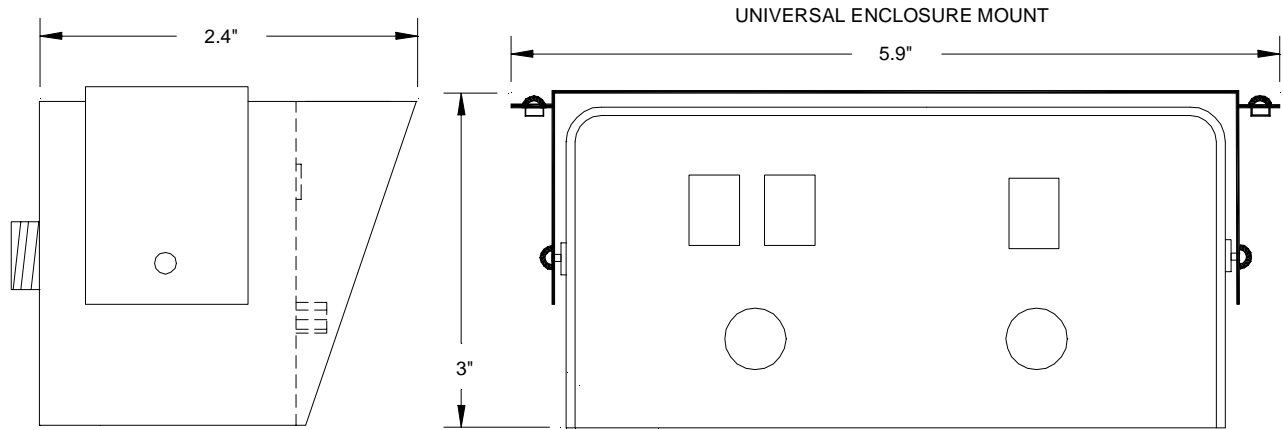
Electrical Specification

- Operating voltage: 11 - 15 vdc, mobile vehicle 12 volt battery system
- Outputs: (3) current controlled PWM, one solenoid valve drivers, 2.5 amps, short circuit protected
- Inputs: (1) mph, AC or DC, (2) digital inputs, programmable assignment of five remote devices
- Operator: Back lighted front panel, detented rotary pushbuttons, alpha-numeric display
- Wiring interface: AMP CPC 9 pin DITCO standard, drop in replacement for DS2's, AS2's, MS2's
- Diagnostics: valve coils open/shorted, vehicle voltage, input verification.
- Enclosure: urethane painted steel, non-glare face plate, universal mounting bracket
- Calibration: calibrations set via front panel, no tools required, pass code protected

AS301E1A

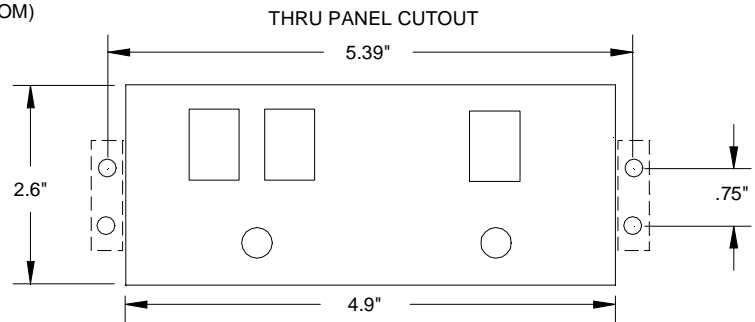
AS300

MECHANICAL

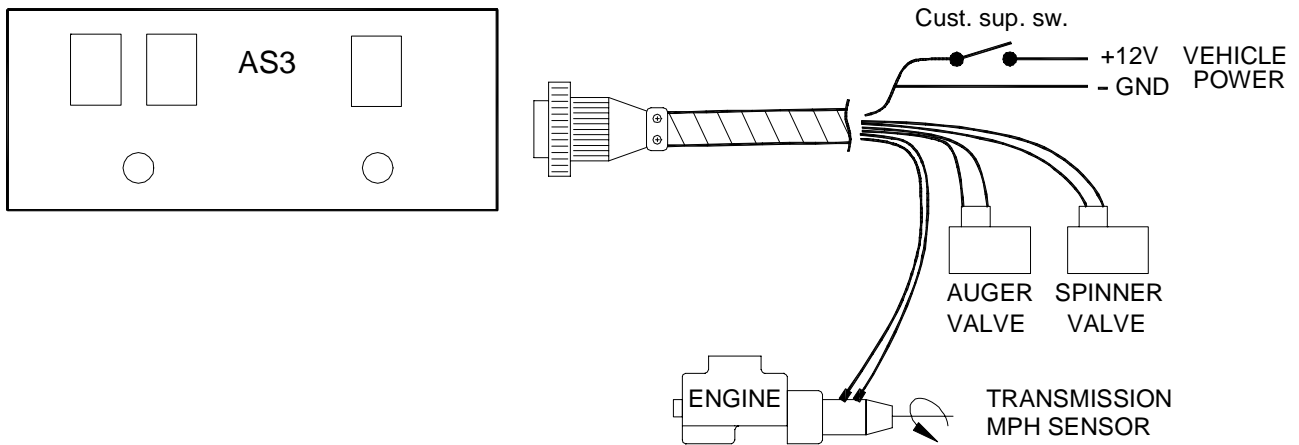


UNIVERSAL MOUNTING BRACKET PROVIDES (3) CONFIGURATIONS

- 1) UNDER HUNG (AS SHOWN)
- 2) OVERHUNG (BRACKET SWINGS TO THE BOTTOM)
- 3) THRU PANEL (BRACKET SEPARATES)



ELECTRICAL



DITC

106 EAST TITUS ST.
KENT, WA 98032
(253) 854-1002